

Duffy Primary Home Learning: Year 4 Learning Program

Please engage in the Cyber Safety resources before accessing online learning.

[Being Safe Online - Education](#)

<p>Reading</p>	<p>Writing</p>	<p>Mathematics</p>
<p>In Reading, students are learning about the reading strategies; summarising, paraphrasing, skimming and scanning. Students will explore fiction and non fiction texts. They will apply these strategies when listening to reading and reading to self.</p>	<p>In Writing, students are exploring informative writing. They will be creating information reports on natural disasters. Through writing, students will learn about sentence structure and subject specific vocabulary.</p>	<p>In Maths, students will continue learning about multiplication and begin exploring division. Students will learn about the concept of sharing into a set number of groups including Mathletics, to explore multiplication. They will begin their understanding of how multiplication and division are related.</p> <p>Students will also learn about a range of topics including; fractions, angles, chance, mapping and time.</p>
<p>HASS</p>	<p>Health & Physical Education</p>	<p>Technologies</p>
<p>In HASS, students are exploring natural disasters around the world. They will be comparing places around the world and the occurrence of natural disasters. Students will explore how parts of the environment impact each other. Through debates, students will identify how different people respond to disasters and share their own point of view.</p>	<p>In Health, students are learning about positive interactions with others. They will be exploring concepts, such as relationship skills, with peers and family members.</p> <p>In PE, students are learning about keeping their heart rate up and the benefits of physical activity.</p> <p>With Mr Currie, they are connecting and being active with others.</p> <p>PE activities can be completed at any time during the week, and can be done several times throughout the week.</p> <p>Join our Year 4 Health/PE Google Classroom with the class code: vk3w6xe</p>	<p>In Technology, students will be continuing their proposal for the year 4 enviro garden bed. The proposal will be used to try to convince their peers to plant a specific fruit, vegetable or plant in the garden.</p> <p>Students will be exploring and expanding on their coding skills through the Hour of Code website.</p>
<p>French</p>	<p>The Arts</p>	<p>Science</p>

In French, students are currently learning about the weather.

- Students can be supported to:
 - o Create flashcards and play games like memory and snap.
 - o Complete online activities

French Classrooms:

[4SG](#)

[4FL](#)

If you have any questions, please email Ms Sinclair on katrina.sinclair@ed.act.edu.au

In Music, students will be learning about rhythmic patterns.

In Science, students will develop an understanding of the properties of materials and how they relate to use. Lessons will be uploaded onto your google classroom each week.

Join our Science Google Classroom with the class code for your classroom:

4FL - fmx6rsc

4SG - frqt3r7

Year 4 Weekly Timetable: Term 2, Week 4

If you have any questions, please e-mail your teacher or post it on the Google Classroom.


sarah.moore@ed.act.edu.au







zoe.green@ed.act.edu.au


*Look for **green highlighted text** for when we will be having Google Meets for lessons and check ins.

Some Google Meets have changed for the final week of online learning. Please check this timetable and the small group timetable on Google Classroom for the times.

When it is time for the Google Meet, click the link on Google Classroom to access the meeting.

Activities highlighted in green are higher priority lessons that have been set to be completed throughout the week.	Activities highlighted in purple are lower priority. You may like to complete them if you have time.	Activities marked with a  need to be completed and 'turned in' on the Google Classroom.
---	--	--



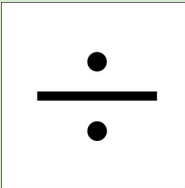


	MONDAY	TUESDAY	WEDNESDAY	THURSDAY	FRIDAY
Session 1	<p>Reading</p> <p> Click on the activity on the Google Classroom called Reading Week 4.</p> <p>Watch the video that introduces our new reading strategy 'Summarising'.</p> <p>Complete the activity for the short video 'Glued'.</p>	<p>Reading</p> <p>Read to self - Select a book of your own choosing and read their text</p> 	<p>Reading</p> <p> Click on the activity on the Google Classroom called The Great Paper Caper.</p> <p>Watch the Great Paper Caper read aloud, then compare what makes a summary successful and what could be improved.</p>	<p>Reading</p> <p> Novel Study - Listen to Holes and answer the questions about the chapters on the Novel Study Google Classroom post.</p> 	<p>Reading</p> <p>Reading Eggs - Complete the 'My lessons' part of Reading Eggs or Reading Eggspress.</p> 
<p>Monday, Tuesday, Friday 9:30-9:50 Spelling Google Meet with Ruth - Small Groups See timetable on Google Classroom</p>					
	<p>Writing</p> <p>Lesson 1: Each day this week you will be focusing on planning your</p>	<p>Writing</p> <p>Lesson 2: Continue planning your paragraphs for your</p>	<p>Writing</p> <p>Lesson 3: Continue planning your paragraphs for your</p>	<p>Google Meet - Whole Class 10:00-10:30 Ms Green and Miss Moore are online for students and parents</p>	<p>Word work - Grid</p> <p>Find the word work activities on the Google Classroom and follow the instructions</p>

<p>three paragraphs for your information text! Please make sure you watch the video in the slide to explain the activity. You will only need to plan ONE paragraph for today's lesson.</p>	<p>informative text. Plan your second paragraph.</p>	<p>informative text. Plan your third paragraph.</p>	<p>to ask questions about their learning (mainly HaSS research)</p> <p>Grammar</p> <p> Find the grammar activity posted on the Google Classroom under Grammar Week 4. Practise editing the sentences so that they have correct capital letters and punctuation.</p>	<p>to practise your spelling. Please note that you are only asked to complete ONE activity but you can choose to complete more than one if you would like.</p>
--	--	---	---	---







<p>Monday 10:30-11:00 Google Meet - Class Check In</p>	<p>Tuesday 10:30-11:00 Google Meet - Small Groups</p>	<p>Wednesday 10:30-11:00 Google Meet - Small Groups</p>	<p>Thursday 10:30-11:00 Google Meet - Small Groups</p>	<p>Friday 10:30-11:00 Google Meet - Small Groups</p>
---	--	--	---	---

See timetable on Google Classroom

Brain break - eat a healthy snack and move your body

<p>Maths</p> <p> If you haven't yet, click on the Google Form on the Google Classroom and complete the form as a Multiplication check in for your teacher.</p> <p>Watch the video under Maths Week 4 on the Google Classroom called Using Diagrams to Divide.</p> <p>Complete the Google Slides called Division Using Diagrams.</p>	<p>Maths</p> <p>Play this card game - pull out two playing cards, then write the multiplication and division number sentences for them. E.g. You flip over a 7 and a 3. Write down $7 \times 3 = 21$, $3 \times 7 = 21$, $21/3 = 7$, $21/7 = 3$ Send a picture of your sentences to your teacher.</p> <p>Review and continue to learn the multiplication songs for the facts you are still working on.</p>	<p>Maths</p> <p>Watch the video under Maths Week 4 on the Google Classroom called Unknowns with multiplication and division.</p> <p> Complete the activity called Finding Unknown Quantities in Equations.</p> <div style="text-align: center;">  </div>	<p>Maths</p> <p>Mathletics - Multiplication tasks</p> <div style="text-align: center;">  </div> <p>Review and continue to learn the multiplication songs for the facts you are still working on.</p>	<p>Friday 11:40-12:00 Google Meet with Ruth - Small Group</p> <p>See timetable on Google Classroom</p> <p>Maths</p> <p> Watch the 2 videos under Maths - Week 4 on the Google Classroom about Odd and Even numbers.</p> <p>Complete the activity "Odd and Even Dice Multiplication". You will need 2 dice for this activity.</p>
---	---	---	--	--

LUNCH - eating and playtime

Session 2	<p>Art</p> <p>Create a collage using dried leaves and other natural elements from outside. Share a picture with your teacher. Follow the link for some examples.</p> 	<p>HASS</p> <p>Continue your research on your selected natural disaster.</p> <p>A document with many websites for you to access and a research recording sheet can be found under <i>HaSS Week 4 - Natural Disasters</i>.</p>	<p>HASS</p> <p>Continue your research on your selected natural disaster.</p> <p>A document with many websites for you to access and a research recording sheet can be found under <i>HaSS Week 4 - Natural Disasters</i>.</p>	<p>PE</p> <p>Take your skipping rope outside – Practise your skipping skills. Can you get to 100 without stopping?</p> <p>Head outside and go on a nature scavenger hunt. Write down this list and take it with you. Tick off items as you find them. Feel free to add items to your own list.</p> <div style="border: 1px dashed black; padding: 5px; margin: 10px 0;"> <p style="text-align: center;">Nature Scavenger Hunt</p> <ul style="list-style-type: none"> <input type="checkbox"/> 1. LISTEN TO BIRDS CHIRPING. <input type="checkbox"/> 2. A COOL STICK <input type="checkbox"/> 3. A LARGE ROCK <input type="checkbox"/> 4. FIND SOMETHING POINTY. <input type="checkbox"/> 5. SMELL SOMETHING BEAUTIFUL. <input type="checkbox"/> 6. FIND SOMETHING GREEN. <input type="checkbox"/> 7. JUMP IN A LEAF PILE <small>(A SMALL ONE IS FINE)</small> <input type="checkbox"/> 8. SOMETHING ROUND. <input type="checkbox"/> 9. SOMETHING SMOOTH <input type="checkbox"/> 10. PIECE OF LITTER </div>	<p>Typing Practise</p> <p>Follow the link to enter the Duffy Year 4 Typing Club. Your login details are your first name and your Mathematics password.</p> <p>Once you have logged in, continue working through the lessons in the Typing Jungle.</p>
	<p>PE</p> <p>Complete the PE With Joe workout to get your heart rate pumping!</p> 	<p>Physical Education with Mr Currie</p> <p> Week 4 material available on the Year 4 Physical Education Classroom</p> <p>Activities include:</p> <ul style="list-style-type: none"> ● Naughts and crosses (partner, chalk, 2 lots of 5 things for counters) ● Paper run (partner, something to run around, piece of paper) ● Twister with a twist (partner, space where you can be on hands and knees) ● RHSports eChallenge (skipping rope, basketball or similar, tennis ball, wall) ● A reflection form 	<p>If you feel you have enough information about one subheading, use the paragraph planning sheet to put it into a paragraph.</p> <p>Repeat this if you have enough research.</p>		<p>Health</p> <p> Go to the Google Classroom activity 'Health - week 4' and follow the instructions. We will be focusing on identifying appropriate responses to social situations using the model:</p> <ol style="list-style-type: none"> 1. STOP 2. FEEL 3. THINK 4. DECIDE 5. PLAN 6. DO 
RECESS - eating and play time					
Session 3	<p>Technology</p>	<p>French</p> <p>Go to the Year 4 French Google Classroom.</p>	<p>Music</p> <p> Go to the Year 4 Music</p>	<p>Science</p> <p>Go to the Science Google Classroom for your class.</p>	<p>WEEKLY WIND DOWN</p> <p>No Screen Time</p>



If you have not yet completed the technologies task from last week, go to the Google Classroom and complete the Google Slide. You will be required to write a short persuasive paragraph to convince the class to select your fruit or vegetable for our Year 4 planter box.



Technology

If you have finished your technology slides, explore [Hour of Code](#). Choose one of the activities to have a go at.

Your lesson will be uploaded there. This week we are looking at a new topic, 'The Very Greedy Dog.' Click on the Google Slide.



[Google Classroom](#)

Class code: nsalodl

Your lesson for the week will be uploaded directly to your Music Google Classroom.



4FL - fmx6rsc

4SG - frqt3r7

Your lesson will be uploaded directly to your google classroom. This term we will be learning about materials.

Use this time to wind down from the busy week. Try to find an activity that doesn't involve screen time.

Here are some ideas:

- Build a card tower with a pack of playing cards/uno cards
- Write new words/lyrics to your favourite song
- Make up some dance moves
- Design a menu for the week
- Splash in the puddles with gumboots (ask permission!)
- Cook some playdough/slime

Have a great weekend! We

can't wait to see you on

Monday at school!!

Thanks for a great day of learning! Enjoy time with your family.

Please remember to bring your Chromebook and charger

back to school with you on Monday week 5!

