



SORA


The right book
At the right time

Getting started with Sora

With Sora, you can borrow free e-books and audiobooks from the central **ACT Education Directorate** collection. More than 7,000 e-book titles and 1,000 audiobooks are available for recreational reading.

You can borrow up to 10 resources at a time! The loan period is four weeks with an early-return option for those quick, enthusiastic readers. If you need a bit more time, then you can use the renewal option if no one has placed a HOLD on that book (i.e. nobody has reserved it already).


Step 1 – Access the Website or App




Go online to soraapp.com.

or install the free Sora app from the Store


Apple App Store



Google Play Store



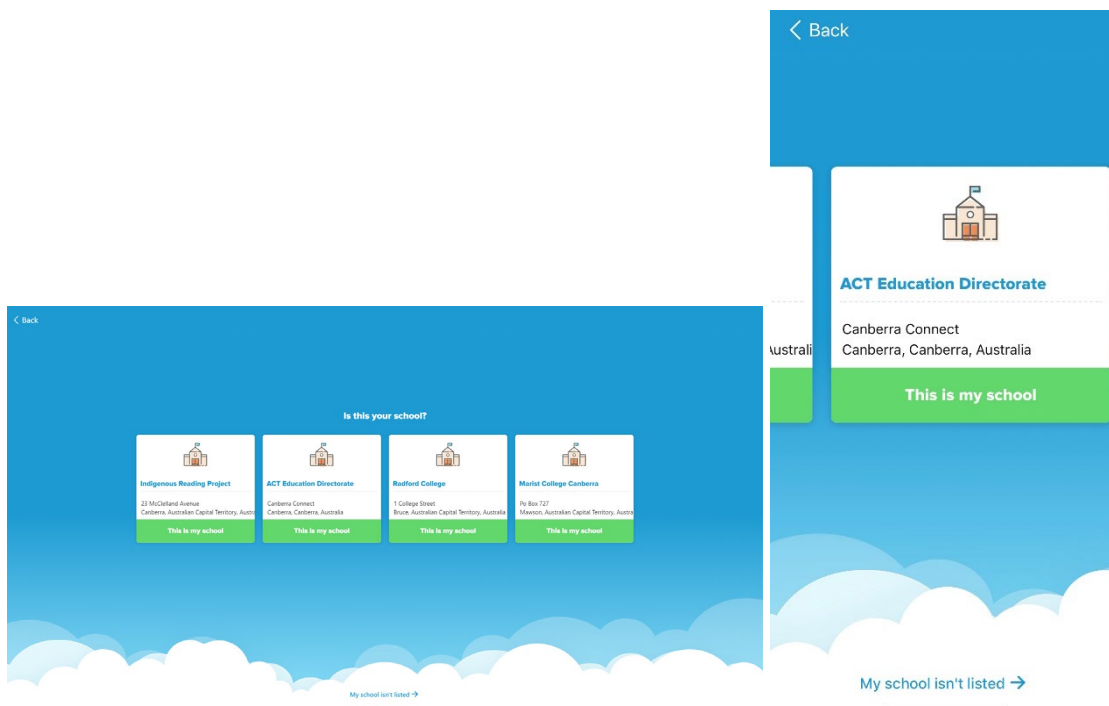
Step 2 – Access ACT Education Directorate resource



In Sora, click **Find My School**

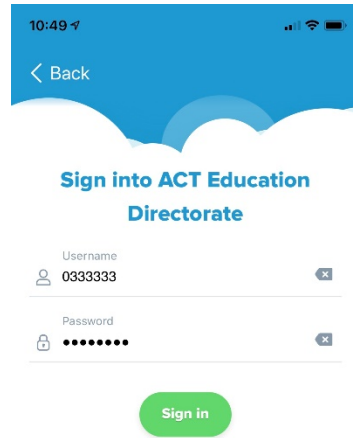
Select **ACT Education Directorate**

(you may need to enter the set-up code **ACT Education Directorate**).



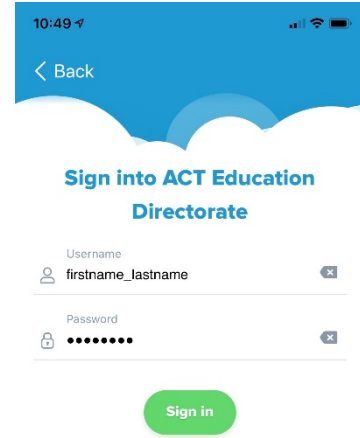
Step 3 – Sign in with ID

Sign in using your school, individual login credentials, i.e. student ID number only and password or the staff SchoolsNET account ID only and password:



For Student (ID)

OverDrive respects your privacy.
Read the [OverDrive Privacy Policy](#).

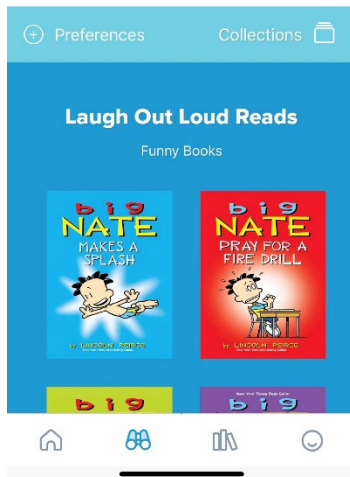


for Staff

OverDrive respects your privacy.
Read the [OverDrive Privacy Policy](#).

Step 4 – Browse and Search

ACT Education Directorate



Browse the **Explore** tab and borrow an e-book or audiobook. Your book will open so you can start reading or listening right away.

Step 5 – Borrow books



Close the book and go to **Shelf** & see all your books (up to 10!).

From there you can:

- Select **Open book** or **Open audiobook** to read or listen to the book.
- Select **Options** to renew or return the book.